



LEG



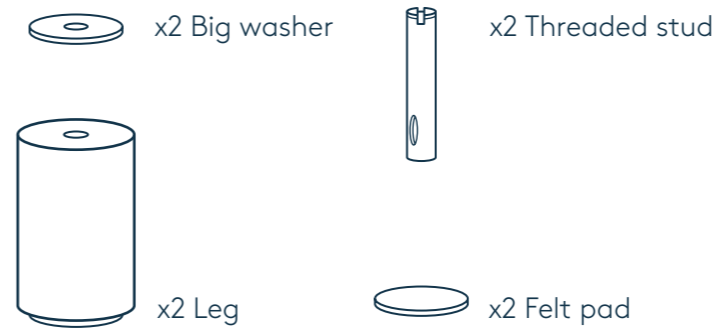
ASSEMBLY INSTRUCTIONS

DUX, DUXIANA and DUX Pascal-systems are registered
trademark owed by Dux Design AB 2012.
Printed 2021.02.01

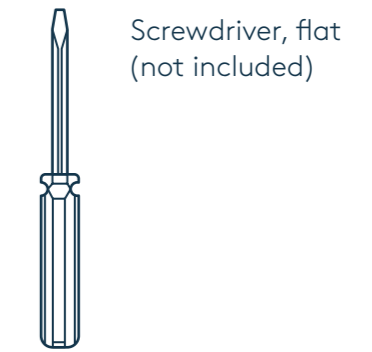
dux.com



HARDWARE



TOOLS NEEDED



ASSEMBLING

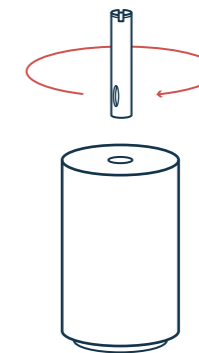
I. FELT PAD

Attach the felt pad underneath the foot.



II. FASTEN THE STUD INTO THE LEG

Fasten the stud into the leg using a screwdriver.



III. FASTEN THE LEG INTO THE BED

Put the big washer between the leg and the bed.

